


## XME Type

### SMD2016 X'TAL Series

#### Feature

- ◆ Frequency Range: 20~96MHz
- ◆ Typical 2.05 x 1.65 x 0.45 mm ultra thin ceramic package
- ◆ 8mm width carrier Tape & Reel package for automatic assembly.
- ◆ Packing : Tape & Reel, 3000pcs / Reel.



#### Typical Application

- ◆ Automotive
- ◆ Bluetooth, Mobile Phone, GPS
- ◆ Wireless LAN, 4G,5G/LTE.
- ◆ Set-top Box, DECT / WDCT, TV.

#### Electrical Specifications

Parameter	Specification			Unit	Remark
	Min	Typical	Max		
Frequency Range (F0)	20~96			MHz	-
Storage Temperature Range (Ts)	-55	-	125	°C	-
Level of Drive (DL)	-	100	200	uW	-
Load Capacitance (CL)	6 pF ~ ∞			pF	Assignable
Insulation Resistance	500	-	-	Mohm	at DC 100V
Aging	-3	-	3	ppm/Year	First Year

#### Frequency Stability Vs Temperature Range

Temp Range(°C)	ppm						
	±5	±10	±15	±20	±30	±50	±100
-10~50	△	√	√	√	√	√	√
-20~70	X	√	√	√	√	√	√
-40~85	X	△	√	√	√	√	√
-40~105	X	X	X	△	√	√	√
-40~125	X	X	X	X	△	√	√

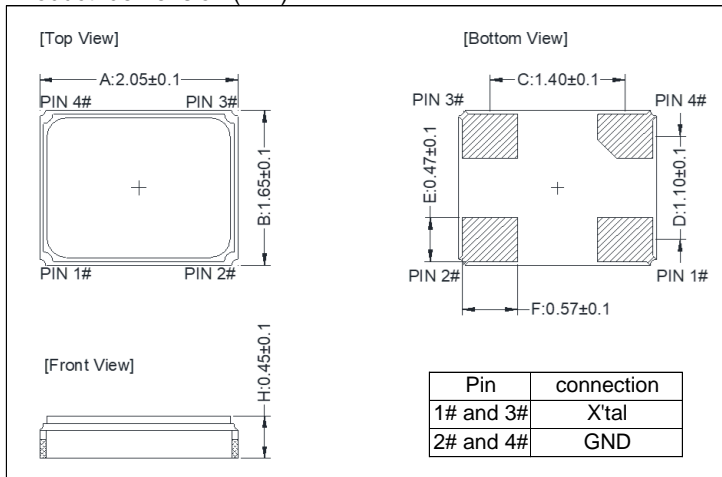
Note: √ :Available, △:Conditional, X:Not available

#### ESR (Equivalent Series Resistance)

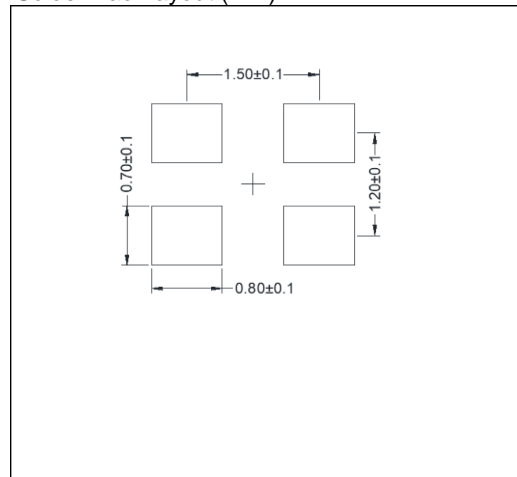
Frequency Range	Mode	ESR (Max)	Unit
20MHz ≤ F0 < 24MHz	Fundamental	80	ohm
24MHz ≤ F0 < 50MHz	Fundamental	50	ohm
50MHz ≤ F0 ≤ 96MHz	Fundamental	30	ohm

#### Dimension

Product dimension (mm)



Solder Pad Layout (mm)



Note: not all combination of options are available. Other specifications may be available upon request.

Specifications subject to change without notice.